



PORTFOLIO

INTERIOR DESIGNER





MOHAMED RAGAB

INTERIOR DESIGNER

EDUCATION

- Higher National Diploma in Interior Design
Graduated in 2020 - From The British Academy of Interior Design. (UK)
- B.Sc. Degree in Architecture and Building Technology
Graduated in 2011- From Modern Academy for Engineering and Technology. (EGYPT)

WORK EXPERIENCE

Freelancer From 2011 to Present

Architect, Interior Designer & Graphic Designer

- Responsibilities :**
- Preparing detailed working drawings, designs, models and schemes often using computer-aided design (CAD, 2D and 3D software).
 - Using 3D Max for interior and spatial designs.
 - Using Revit Architecture for 2D designs.
 - Working as a graphic designer for individuals, creating advertisers, t-shirt print models and cartoonize characters by using Adobe Photoshop and Adobe Illustrator.
 - Planning and organizing the designs of commercial and domestic interiors.
 - Projects finalized in residential and villas developments; office spaces and retail locations such as shops and cafes.
 - Understanding clients' needs and the needs of the people using the building; developing design concepts in consultation with the client and establishing final briefs.
 - Working in a team with other designers.
 - Supervising work at the design stage and on site.
 - Keeping up to date with new developments in the design industry.

Interior Designer in Jomra Office (Dubai) From (JAN. 2013 - MAY 2015)

- Planning and organizing the designs of commercial and domestic interiors.
- Developing design concepts in consultation with the client and establishing final briefs.
- Working in a team with other designers.
- Keeping up to date with new developments in the design industry.
- Supervising work at the design stage and on site.

Site Architect El-beat El-masry (Cairo) From (MAY 2012 - JAN.2013)

- Prepare concept design sketches and develop the designs.
- Responsible for leading the in house architecture team, as well as external sub contract design teams.
- Reporting directly to the project director or associate director.

PRO SKILLS

AUTOCAD (2D, 3D)

3D MAX DESIGN

ILLUSTRATOR

AFTEREFFECTS

MICROSOFT OFFICE

PHOTOSHOP

REVIT ARCHITECTURE

INDESIGN

PREMIERE PRO

INTERESTS

- | | |
|----------------|-------------|
| EXHIBITIONS | PHOTOGRAPHY |
| INSTALLATIONS | UPCYCLING |
| GRAPHIC DESIGN | BRANDING |
| TRAVEL | MUSIC |
| FOOTBALL | HANDBALL |
| SCUBA DIVING | SKI DIVING |

LANGUAGE

ARABIC

ENGLISH

TRAINING EXPERIENCE

ARAB CONTRACTORS COMPANY
College summer training 2008
Site works.

ARAB CONTRACTORS COMPANY
College summer training 2008
Site works.

ARAB CONTRACTORS COMPANY
College summer training 2008
Site works, Primavera program.

Tiesto concert 2010 North coast
Graphic Designer

SKILLS

- Good working knowledge of all Microsoft office products.
- Very good knowledge in AutoCAD (2D, 3D).
- Very good in Autodesk 3D Max.
- Good in Autodesk Revit Architecture.
- Very good in designs by CAD Photoshop
- Very good in Adobe Photoshop as a graphic designer.
- Very good in Adobe Illustrator as a graphic designer.
- Graphic Designer In More Fields(Character Drawing , Advertising , T-shirts Designs).
- Creativity.
- Self- motivated.
- Ability to work alone or as part of a team.
- Ability to multi task and handling more than one project at any time; quick thinker and good ability to handle and make calculations.
- Attention to details and accuracy.

Reference

References and design samples available upon request

CONTACT

- 25 Exmouth Avenue, Corby
NN18 8EE
- eng.mohamedrgb@gmail.com
- Phone: UK : +447590732473
EGYPT : +20155868559
- www.facebook.com/
/mragabhomedesigns/



FOLLOW ME

- facebook.com/mohamedrgb89/
- twitter.com/MohamRgab
- behance.net/mohamedrgb
- linkedin.com/in/mohamedrgb/



SHOREDITCH ONE BEDROOM FLAT

Customer asked for a unique design with maximising the space to fit his needs. We have wood flooring all over the flat. We have separated the room with a marble kitchen island that can have multi functionality Living room has a 3D feature wall to add a texture to the living area.



Great Oakley Living/Dining/Kitchen


Customer asked for high end design with warm colours. We have wood flooring that customer wanted to keep and we have separated the room with a marble kitchen island that can have multi functionality Living room has a marble feature wall to tie in with the dining/kitchen.



Garden design

Garden design has been done according to the client needs. The area has been split into The front area of the house with patio and a big sitting area.

A path to the back side of the garden where there is an additional sitting area and the garden shed and grass on the left.




Kitchen/Dining/ Living

Modern design for a client in UK
The 3D shows the re-design of the ground floor. Neutral colours used on most of the walls and light wood flooring to give the feeling of a bigger space. Rich and bright colours used in furniture and the feature wall. Modern furniture throughout .
White kitchen units and a breakfast bar to maximise the space .



Single bedroom

Client asked for vibrant colours and bespoke furniture to accomodate his needs. Furniture was designed to maximise space and give the client max space available for sport/other activities.



Garden design

The space is not big so we tried to maximise the space for the customer, where they can enjoy the outdoor sitting.

Using wood work to give a feel of natural space.



Kitchen/Dining/ Living


Entire floor designed to reflect the client taste and using materials that the customer chose.

We used 3D tiles on the wall behind the stair case to make this the main feature of the entire floor plan, using marble stairs and nickel stainless steel to add richness and a semi modern high end finish to the place.



Master bedroom

Elegant master bedroom
Using light wall colours to give brightness to the room and using custom made furniture throughout.



Girls Bedroom

Designed according to client needs using the already existing furniture Soft Pink and Brown colour used and using 3D tiles painted in two shades to have a feature wall behind the beds.



Private Clinic

Designed with a modern look for a Private Plastic Surgery Clinic in Cairo .

The colour scheme has been inspired from the logo of the clinic.

White walls and light wooden flooring gives the space plenty of natural light and also give the impression of a bigger space. The feature wall is placed behind the reception desk and has been made out of dark brick to bring contrast.



Travel Agency

Design with a modern look for a travel agency in Cairo.

The colour scheme of the design has been inspired from the logo and also requested by the owner of the agency to use it as a key colour for the entire design. Neutral colours were used on the walls and dark flooring throughout.

Two feature walls to attract client eyes when entering the agency and give them the feeling that they are inside of a bigger space.

Modern furniture.



Development Area

The 3D images show a new development area in Dubai. The design was requested in 3D to present a new idea of buildings and exterior of buildings and everything that the area shows. The colour of the buildings is white and the heat reflecting windows are used to push the sun heat back.



Kitchen/Dining/ Living

Design made in the building stage.
The builder and owner have requested grey shades and natural oak wood flooring, combined with rich colours and a feature wall in the dining room made with 3D wall tiles .



Living/Dining Interior

Designed with a semi-modern look for a client in Dubai.

Neutral warm colours used throughout the design with darker flooring to give contrast. Semi-modern furniture used to complement the colour scheme and the space.

Curved ceilings have been designed to add different heights and depth.



Living/Dining Interior

Designed with a modern look for a client in Egypt.

The 3D's show the modern ceilings made from gibson board and the two areas of lightning that splits the room in two giving each side it's own centre light but keeping the space connected .

Neutral colours with one feature wall dressed in wall paper and gipson board modern shelves made to serve the client needs, all complimented with modern furniture and decorations.




Kitchen/Living/Dining

Designed with a modern look for a client in Egypt.

The 3D designs show a feature wall in the living room area that is the focal point of the three rooms. The patterned wall paper and sides made out of gibbon board to add depth to the wall and room.

Rich colours used throughout with modern furniture to reflect the client taste



Villa in a new development area

The 2D drawings are based on Colonial style ultra modern interior homes, built with egyptian materials to decorate the exterior of the houses.

Below you have the drawings for the development area and interior and exterior or 2D of the home.

